

mobileRx[®]

**University of Arizona
Campus Health Service Pharmacy**

**University of Arizona
Campus Health Service Pharmacy**

1224 E Lowell St.

Tucson, AZ 85721

520.621.6516

m.mobilerx.net/UniversityOfArizona



**Instructions for requesting refills
online or on your smartphone.**

mobileRx®

Prescription Refills on the Go

With mobileRx, you can request refills from anywhere at any time from your computer. With the mobileRx Pharmacy app, you can use an iPhone® or Android™ device to request refills while on the go. Follow the steps below to get started.



Step 1: Get the App

To get started, search for mobileRx Pharmacy in your app store or use your smartphone camera and a QR code reader/scanner application to scan the appropriate QR code.

Android



iPhone

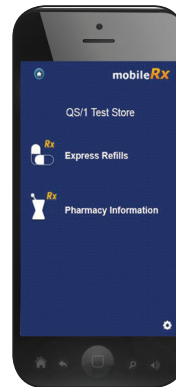


Step 1: Set Up Web-Browser Version

Enter your pharmacy's unique url: m.mobilerx.net/UniversityOfArizona
Then, enter your pharmacy's phone number, area code first, with no spaces or dashes (**5206216516**).

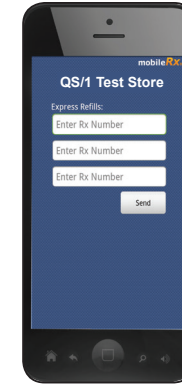
Step 2: Home Screen

The home screen displays options for requesting refills.

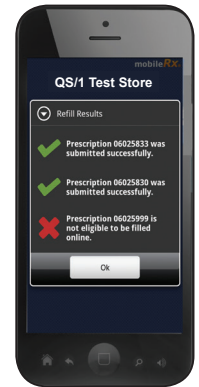


Step 3: Enter Prescriptions

Express Prescription Refills allows you to enter up to three prescription numbers to be refilled at a time. To request more than three refills, repeat the process.



This feature notifies you instantly if prescriptions are accepted or if there is an error.



Pharmacy Information

This screen displays information about your pharmacy, including name, address, phone number and hours of operation.

